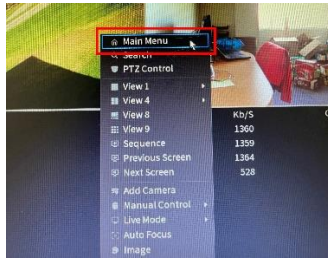


## **VIDEO FOOTAGE: PLAYBACK & SAVING**

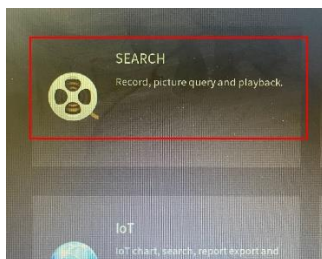
## Via Monitor connected to DVR/NVR

Right-click screen using mouse connected to DVR/NVR to access DVR/NVR main menu.

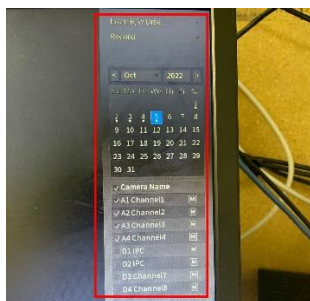
Enter username and password or pattern to Log In.




Select SEARCH to play back and search for desired footage.




Select the date and cameras you want to search. Hit search




Search through the footage using the video navigation panel



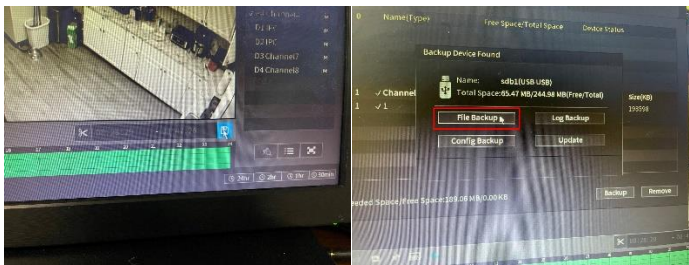
Once you locate the desired footage; Click the scissor button to indicate the start and end of the clip.



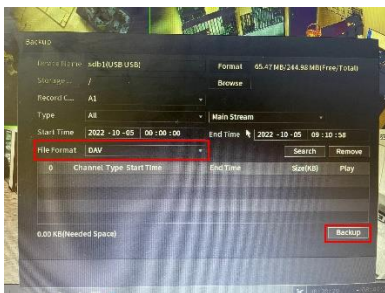
Insert a flash drive into the DVR/NVR to store the footage.



Click the Disk to save the footage on the flash drive "FILE BACKUP"



Change the file format to MP4 (Universal format) Click BackUp.



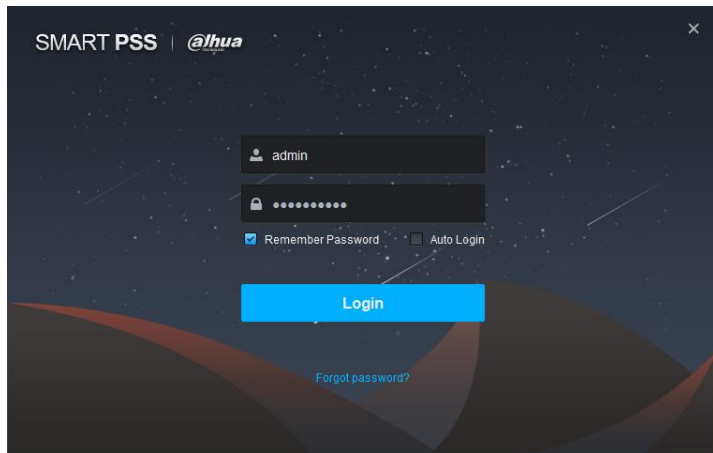
Check the flash drive in a computer to make sure the footage saved.

## Via Smart PSS Computer app


Log into Smart PSS computer app

Enter username and password

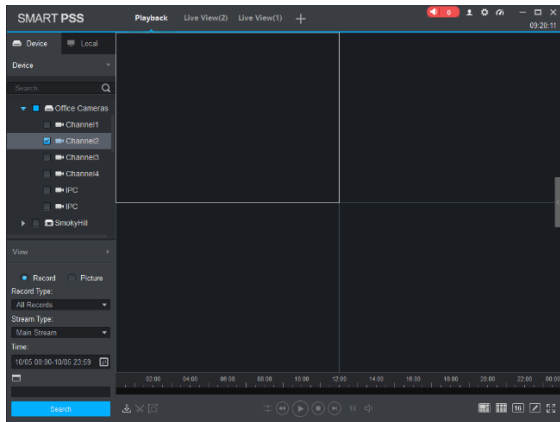
(If already logged in hit the plus sign at the top of the screen.)



On the main screen you will see the play back icon (looks like a movie reel)



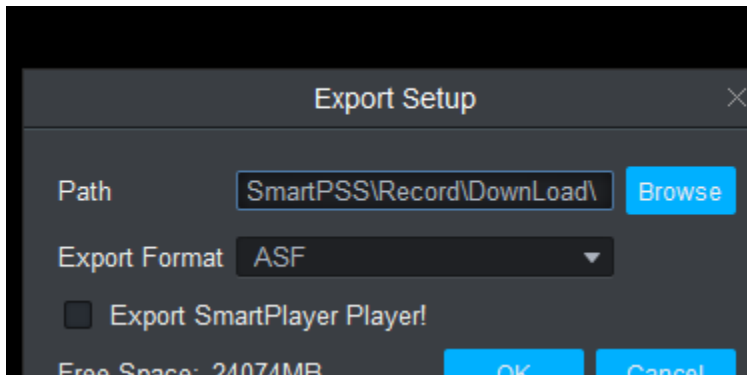
Select camera, time and date & Hit search



To save clip hit scissor button during playback at desired start point and end point. (Record menu will automatically appear.

Edit path is desired

Select MP4 for video format and hit ok



Footage will be saved wherever path is selected

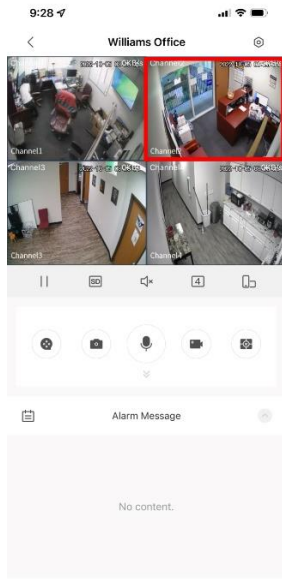
## Via DMSS phone app

Open DMSS phone app

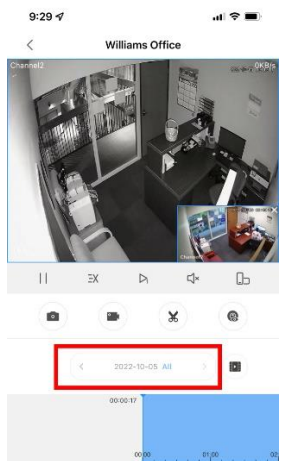
Select a camera that you want to see footage from

(Double click on camera)

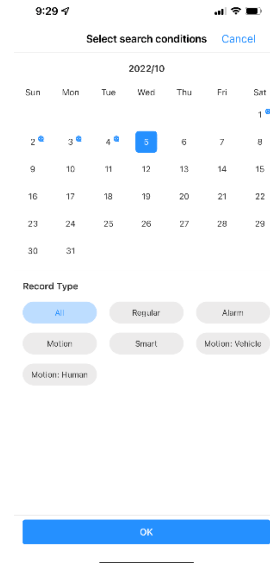
Hit the play back icon (looks like a movie reel)



Select date; Then hit ok

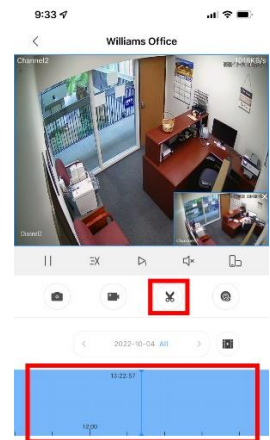


Scroll to desired time



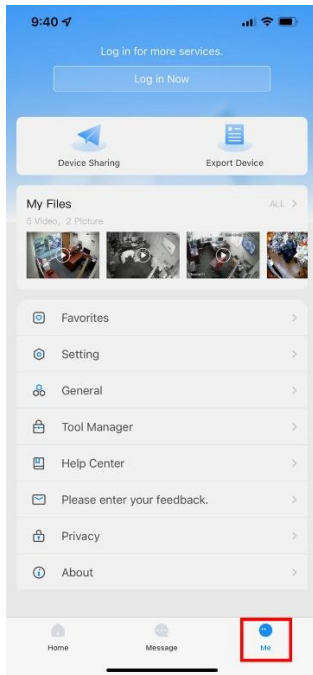
Use scissor button to start clip, play button to start playing from beginning of start point (you can drag to desired time no need to watch at played speed.) and stop button to end clip

Hit ok (Clip cannot exceed 30 minutes)



Go back to the home screen

Click "me" button bottom right



You will see your videos in "My Files"

You will see your videos

Hit icon on top right



Select desired video(s).

Bottom of screen will have option to share or download to your camera roll

